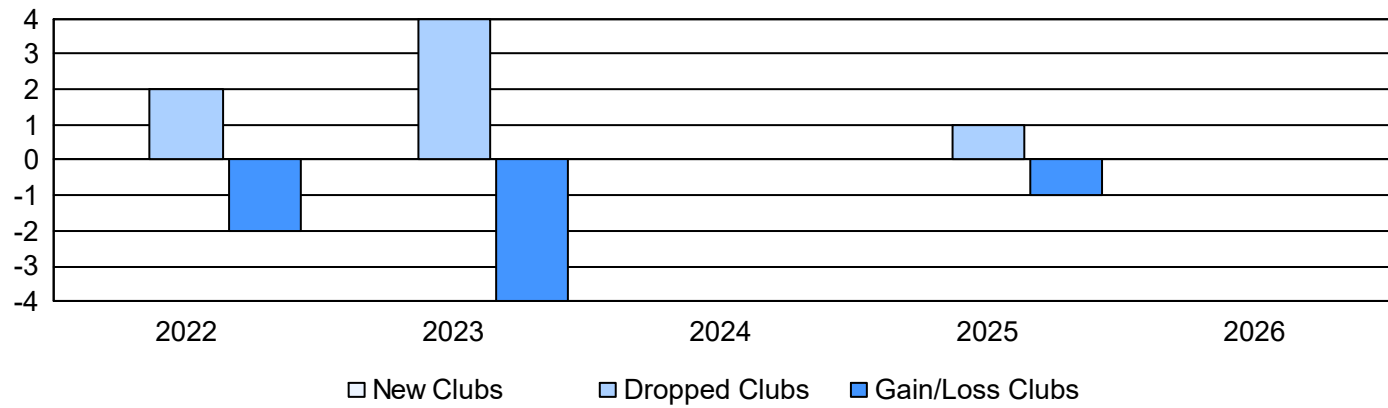
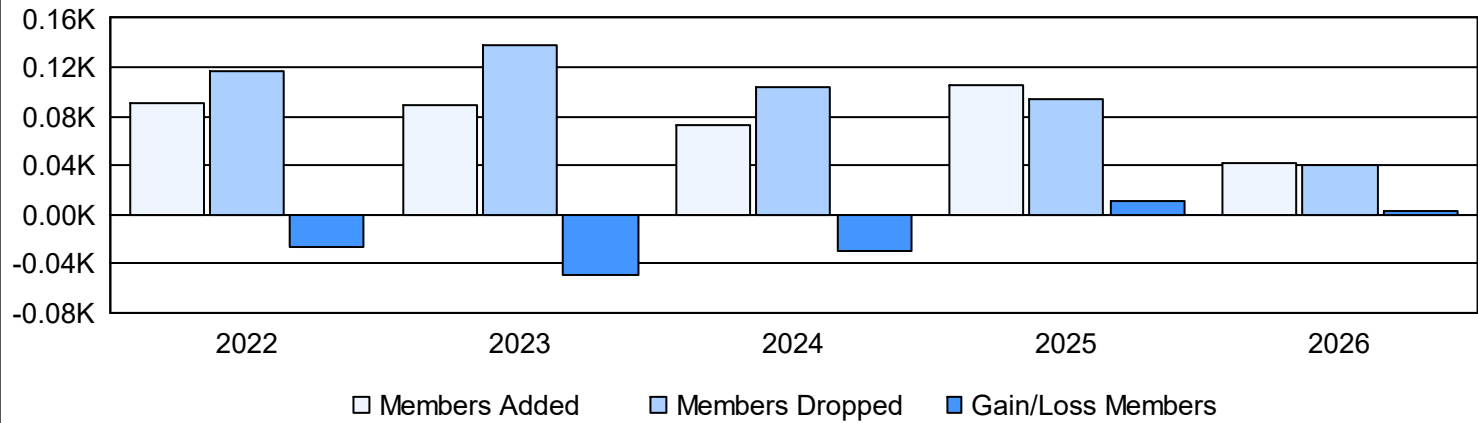


| Year | New Clubs | Dropped Clubs | Gain/ Loss Clubs | New Members | Charter Members | Reinstate Members | Transfer Members | Total Member Added | Total Members Dropped | Gain/ Loss Members |
|-----------|-----------|---------------|------------------|-------------|-----------------|-------------------|------------------|--------------------|-----------------------|--------------------|
| 2021-2022 | 0 | 2 | -2 | 78 | 2 | 6 | 5 | 91 | 117 | -26 |
| 2022-2023 | 0 | 4 | -4 | 78 | 2 | 1 | 8 | 89 | 138 | -49 |
| 2023-2024 | 0 | 0 | 0 | 66 | 0 | 4 | 3 | 73 | 103 | -30 |
| 2024-2025 | 0 | 1 | -1 | 99 | 0 | 3 | 3 | 105 | 94 | 11 |
| 2025-2026 | 0 | 0 | 0 | 39 | 0 | 2 | 1 | 42 | 40 | 2 |
| Average | 0 | 1 | -1 | 72 | 1 | 3 | 4 | 80 | 98 | -18 |

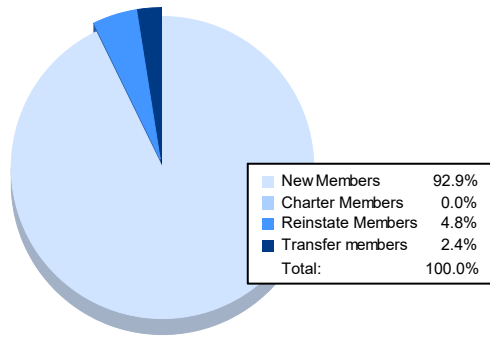
Clubs



Members



Membership Composition October 2025 Cumulative



Gender Composition October 2025 Cumulative

